

Department of Ecology
Water Right Tracking System
Decision Report
Report Period: 1/1/2000 - 12/31/2

Report item	Action
Click a number for detail	
	Change Apps. Processed
1	Changes Granted
1a	Changes Granted (ECY Dec Issued: CB ROD Affirmed or Modified) (counted in line 1)
1b	CB Changes Approved (CB ROD Issued: Approved) (not counted toward goal)
2	Changes Withdrawn
2a	Changes Withdrawn CB (new criteria - not counted toward goal)
3	Changes Denied
3a	Changes Denied (ECY Dec Issued: Consv Brd ROD Reversed)
3b	CB Changes Denied (CB Dec Issued: Denied) (not counted toward goal)
4	Change Apps Rejected
4a	Change ROEs Cancelled (not counted in line 4)
5	Changes-Total (sum of lines 1,2, 3, and 4)
6	Quarterly Changes Goal
7	% of Goal Achieved
8	Pending Change Applications (as of 12/31/2017)
9	Change Applications Accepted
	Other Change Apps. Processed
10	Temporary Trust Water Donations Accepted
11	Seasonal Change Authorizations Issued
12	Temporary Permits Issued
13	Short-term Permits Issued
	Change Apps - Permit Development and Maintenance
14	Beginning of Construction (BC) Notices Processed (Change Apps)
15	Completion of Construction (CC) Notices Processed (Change Apps)
16	Proof of Appropriations (PA) Notices Processed (Change Apps)
17	Permit Extensions Granted (Change Apps)
18	Permit Extensions Denied (Change Apps)
19	ROEs Canceled (Change Apps)
20	Preliminary Permits Issued (Change Apps)
21	ROEs and Permits Amended (Change Apps)
22	Water Rights Administratively Split (Change Apps)
23	Superceding Document Issued (Change Apps)
	New Apps. Processed
24	New Applications Rejected

25	New Applications Withdrawn
26	New Applications Denied
27	New Apps: Permits Issued
27a	New Apps: Permits Issued - Cost Recovery (counted in line 27)
28	New Apps: Permit Exempt Mitigation Letter Issued - Approved
29	New Apps: Permit Exempt Mitigation Letter Sent - Denied
30	Quincy Basin Permits Issued (counted toward goal)
31	New Application - Total
32	Quarterly New App Goal
33	% of New App Goal Achieved
34	New apps pending (as of 12/31/2017)
35	New Apps Accepted
	Other New Apps. Processed
36	Temporary Permits Issued (New)
37	Short-term Permits Issued (New)
	New Apps - Permit Development and Maintenance
38	Beginning of Construction (BC) Notices Processed (New Apps)
39	Completion of Construction (CC) Notices Processed (New Apps)
40	Proof of Appropriations (PA) Notices Processed (New Apps)
41	Permit Extensions Granted (New Apps)
42	Permit Extensions Denied (New Apps)
43	Preliminary Permits Issued (New Apps)
44	ROEs and Permits Amended (New Apps)
45	Water Rights Administratively Split (New Apps)
46	New Apps: Certificates Issued

Quantity					
CRO	ERO	NWRO	OCR	SWRO	State Wide
1461	1857	542	63	507	4430
725	619	0	47	71	1462
805	469	4	48	61	1387
383	353	249	0	138	1123
228	113	0	1	27	369
99	108	6	0	18	231
75	55	0	0	5	135
3	2	0	0	1	6
363	195	96	0	88	742
27	36	22	0	36	121
2306	2513	893	63	751	6526
2853	3131	997	61	714	7757
663	241	42	5	100	1051
96	2385	173	29	0	2683
180	59	58	8	8	313
0	0	0	0	0	0
338	408	118	0	32	896
496	670	285	0	84	1535
375	759	149	0	129	1412
498	1006	308	2	333	2147
19	0	1	0	2	22
27	38	22	0	36	123
16	15	33	0	38	102
41	22	4	1	20	88
183	160	6	1	2	352
120	1014	342	1	211	1688
436	747	924	60	518	2685

208	185	9	40	86	528
55	89	39	0	30	213
349	320	484	107	517	1777
55	10	68	8	170	311
516	15	200	0	0	731
7	0	0	0	0	7
0	261	0	0	0	261
1571	1617	1656	207	1151	6202
1746	705	967	160	950	4528
299	7	61	36	48	451
84	46	47	7	125	309
136	145	60	36	121	498
228	301	248	122	300	1199
248	551	161	125	428	1513
564	944	1094	270	1551	4423
16	0	2	7	4	29
27	18	165	24	90	324
4	24	13	4	48	93
35	171	11	22	14	253
798	378	282	139	410	2007

	Statewide for plotting	Percent
Changes Granted	4430	68%
Changes Withdrawn	1123	17%
Changes Denied	231	4%
Change Apps Rejected	742	11%
	6526	

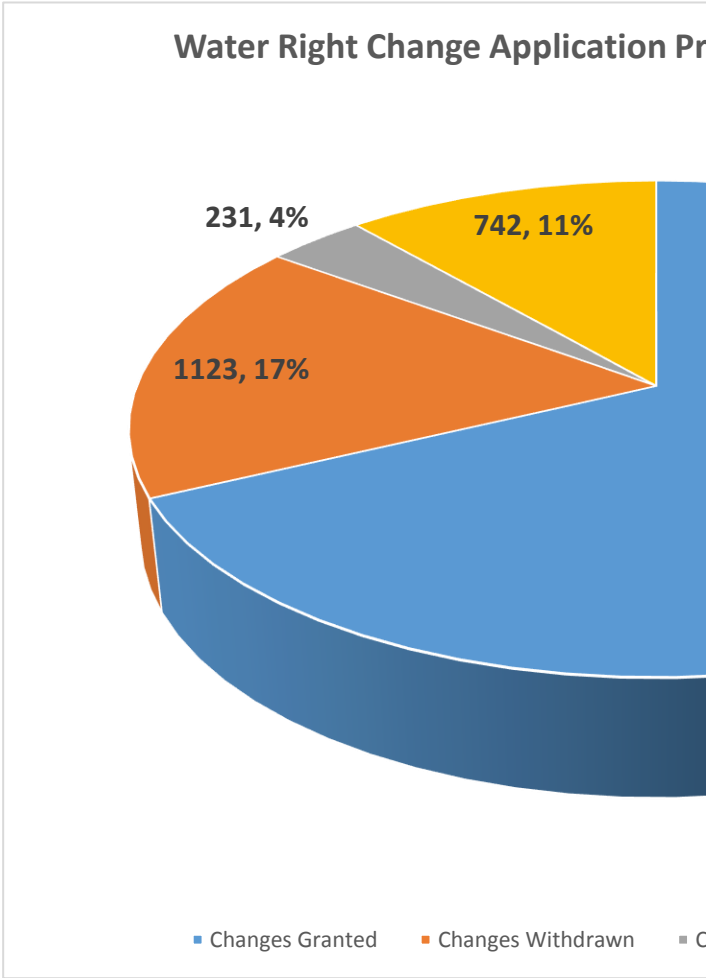
New Applications Rejected	2685	Percentage 43%
---------------------------	------	-------------------

New Applications Withdrawn	528	9%
New Applications Denied	213	3%
New Apps: Permits Issued	1777	29%
New Apps: Permit Exempt Mitigation Letter Issued - Approved	731	12%
New Apps: Permit Exempt Mitigation Letter Sent - Denied	7	0%
Quincy Basin Permits Issued (counted toward goal)	261	4%
	6202	

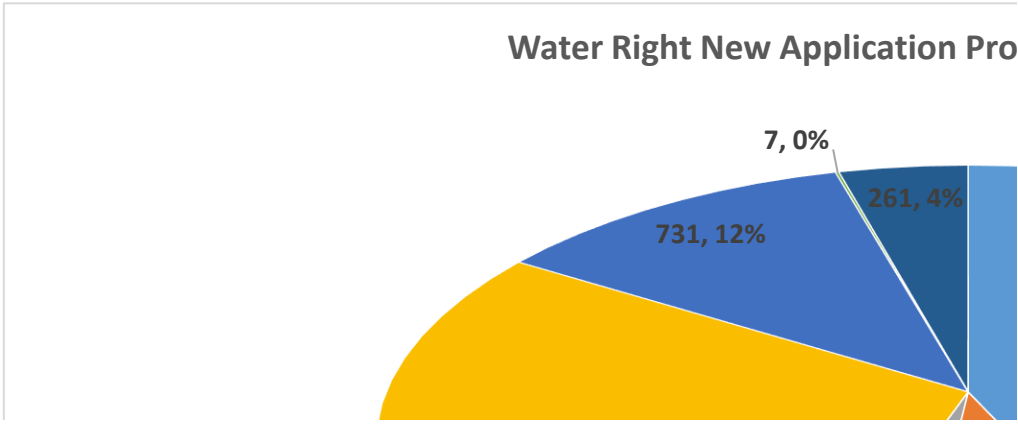
CB % of app or denied	CR % of approved
-----------------------	------------------

33%

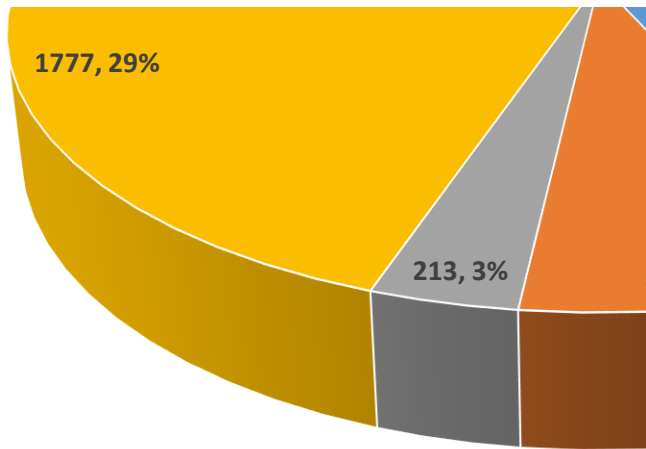
58%



CR Processed

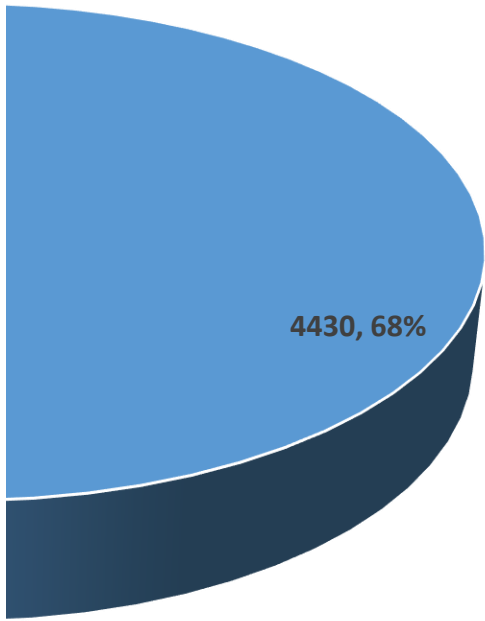


18%



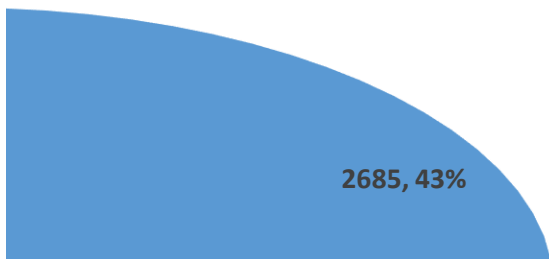
- New Applications Rejected
- New Applications Denied
- New Apps: Permit Exempt Mitigation Letter Issued - Approved
- Quincy Basin Permits Issued (counted toward goal)
- New
- New
- New

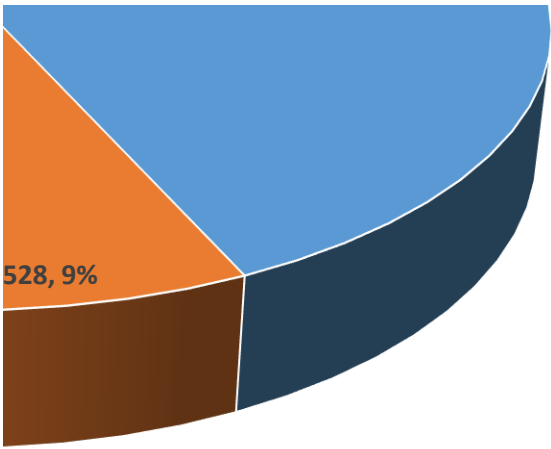
Processing 2000 through 2023



Changes Denied ■ Change Apps Rejected

Processing 2000 through 2023





✓ Applications Withdrawn

✓ Apps: Permits Issued

✓ Apps: Permit Exempt Mitigation Letter Sent - Denied